

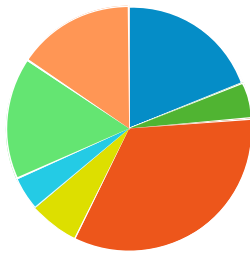


## 30 Mile Radius Town of Dunn Consumer Spending

Consumer Spending Report (30 mile radius around Dunn town, Wisconsin)

### Apparel (2014)

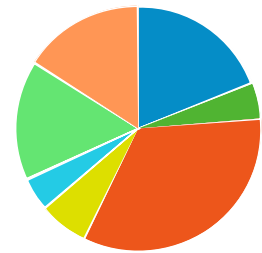
- Men's Apparel
- Boys' Apparel
- Women's Apparel
- Girls' Apparel
- Infants Apparel
- Footwear
- Apparel Services and Accessories



	\$ PER HOUSEHOLD	TOTAL \$000'S
<b>Totals:</b>	<b>\$2,443</b>	<b>\$220,335</b>
Men's Apparel	\$462	\$41,702
Boys' Apparel	\$116	\$10,501
Women's Apparel	\$820	\$74,002
Girls' Apparel	\$160	\$14,487
Infants Apparel	\$109	\$9,862
Footwear	\$394	\$35,528
Apparel Services and Accessories	\$379	\$34,254

### Apparel (2019)

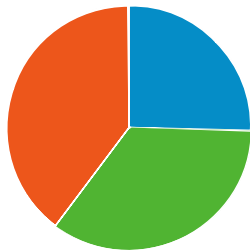
- Men's Apparel
- Boys' Apparel
- Women's Apparel
- Girls' Apparel
- Infants Apparel
- Footwear
- Apparel Services and Accessories



	\$ PER HOUSEHOLD	TOTAL \$000'S
<b>Totals:</b>	<b>\$2,591</b>	<b>\$242,973</b>
Men's Apparel	\$491	\$46,109
Boys' Apparel	\$123	\$11,537
Women's Apparel	\$868	\$81,474
Girls' Apparel	\$169	\$15,904
Infants Apparel	\$115	\$10,830
Footwear	\$410	\$38,471
Apparel Services and Accessories	\$412	\$38,649

### Entertainment (2014)

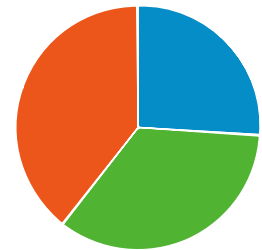
- Fees And Admissions
- Video And Audio Equipment
- Recreational Equipment And Supplies



	\$ PER HOUSEHOLD	TOTAL \$000'S
<b>Totals:</b>	<b>\$2,856</b>	<b>\$257,564</b>
Fees And Admissions	\$725	\$65,423
Video And Audio Equipment	\$995	\$89,795
Recreational Equipment And Supplies	\$1,135	\$102,346

### Entertainment (2019)

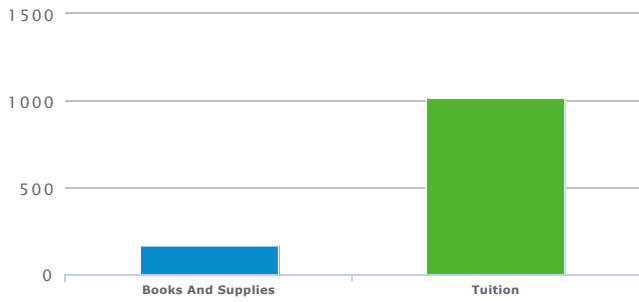
- Fees And Admissions
- Video And Audio Equipment
- Recreational Equipment And Supplies



	\$ PER HOUSEHOLD	TOTAL \$000'S
<b>Totals:</b>	<b>\$3,035</b>	<b>\$284,634</b>
Fees And Admissions	\$790	\$74,099
Video And Audio Equipment	\$1,047	\$98,251
Recreational Equipment And Supplies	\$1,197	\$112,284

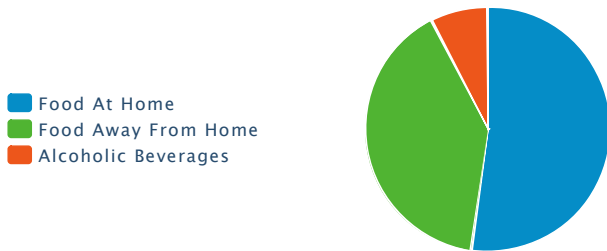
### Education (2014)

### Education (2019)



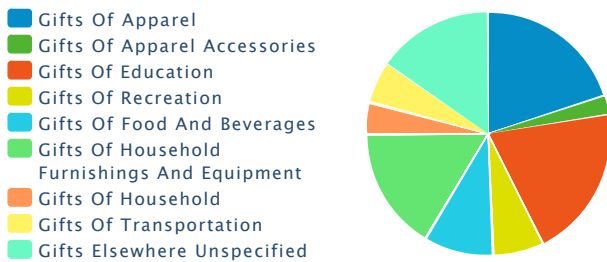
	\$ PER HOUSEHOLD	TOTAL \$000'S
<b>Totals:</b>	<b>\$1,184</b>	<b>\$106,821</b>
Books And Supplies	\$165	\$14,962
Tuition	\$1,018	\$91,859

### Food and Beverages (2014)

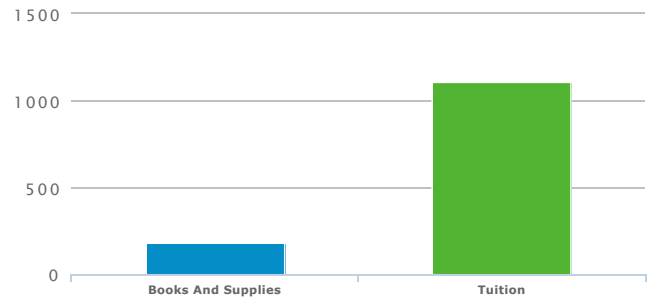


	\$ PER HOUSEHOLD	TOTAL \$000'S
<b>Totals:</b>	<b>\$7,887</b>	<b>\$711,185</b>
Food At Home	\$4,121	\$371,625
Food Away From Home	\$3,164	\$285,320
Alcoholic Beverages	\$601	\$54,240

### Gifts (2014)

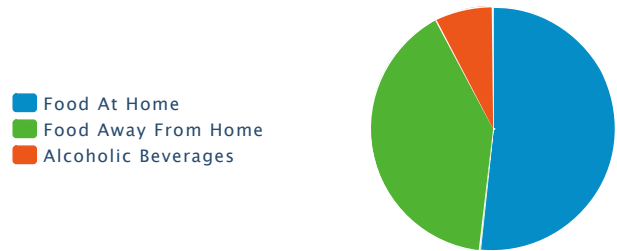


	\$ PER HOUSEHOLD	TOTAL \$000'S
<b>Totals:</b>	<b>\$1,339</b>	<b>\$120,749</b>
Gifts Of Apparel	\$266	\$24,002
Gifts Of Apparel Accessories	\$33	\$3,059
Gifts Of Education	\$270	\$24,380
Gifts Of Recreation	\$91	\$8,229
Gifts Of Food And Beverages	\$123	\$11,178
Gifts Of Household Furnishings And Equipment	\$218	\$19,668
Gifts Of Household	\$56	\$5,136
Gifts Of Transportation	\$72	\$6,499
Gifts Elsewhere Unspecified	\$206	\$18,598



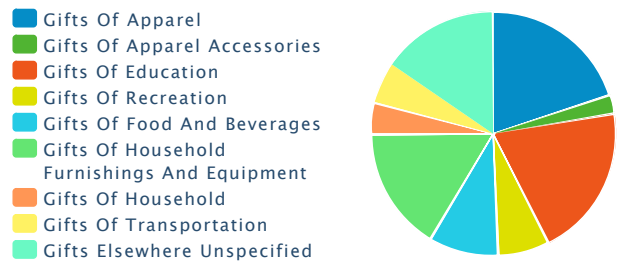
	\$ PER HOUSEHOLD	TOTAL \$000'S
<b>Totals:</b>	<b>\$1,292</b>	<b>\$121,224</b>
Books And Supplies	\$181	\$16,980
Tuition	\$1,111	\$104,244

### Food and Beverages (2019)



	\$ PER HOUSEHOLD	TOTAL \$000'S
<b>Totals:</b>	<b>\$8,285</b>	<b>\$776,834</b>
Food At Home	\$4,285	\$401,818
Food Away From Home	\$3,356	\$314,706
Alcoholic Beverages	\$643	\$60,309

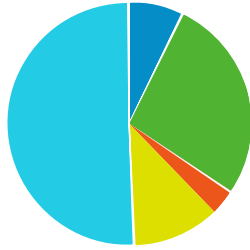
### Gifts (2019)



	\$ PER HOUSEHOLD	TOTAL \$000'S
<b>Totals:</b>	<b>\$1,448</b>	<b>\$135,807</b>
Gifts Of Apparel	\$287	\$26,977
Gifts Of Apparel Accessories	\$36	\$3,435
Gifts Of Education	\$292	\$27,390
Gifts Of Recreation	\$98	\$9,254
Gifts Of Food And Beverages	\$133	\$12,555
Gifts Of Household Furnishings And Equipment	\$236	\$22,140
Gifts Of Household	\$61	\$5,757
Gifts Of Transportation	\$78	\$7,364
Gifts Elsewhere Unspecified	\$223	\$20,934

### Household Furnishings (2014)

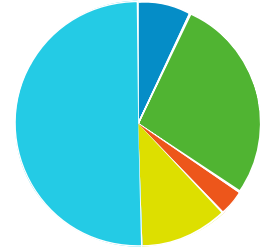
- Household Textiles
- Furniture
- Floor Coverings
- Major Appliances
- Housewares And Small Appliances



	\$ PER HOUSEHOLD	TOTAL \$000'S
<b>Totals:</b>	<b>\$2,228</b>	<b>\$200,913</b>
Household Textiles	\$160	\$14,436
Furniture	\$606	\$54,693
Floor Coverings	\$75	\$6,813
Major Appliances	\$259	\$23,415
Housewares And Small Appliances	\$1,126	\$101,556

### Household Furnishings (2019)

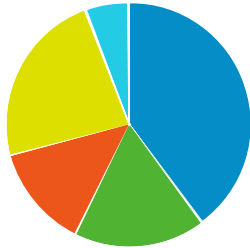
- Household Textiles
- Furniture
- Floor Coverings
- Major Appliances
- Housewares And Small Appliances



	\$ PER HOUSEHOLD	TOTAL \$000'S
<b>Totals:</b>	<b>\$2,388</b>	<b>\$223,980</b>
Household Textiles	\$169	\$15,934
Furniture	\$653	\$61,235
Floor Coverings	\$82	\$7,775
Major Appliances	\$276	\$25,938
Housewares And Small Appliances	\$1,206	\$113,098

### Shelter (2014)

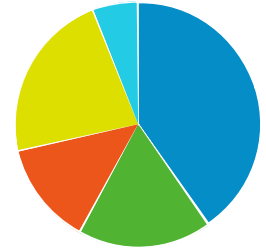
- Mortgage Interest
- Property Taxes
- Miscellaneous Owned Dwelling Costs
- Rental Costs
- Other Lodging



	\$ PER HOUSEHOLD	TOTAL \$000'S
<b>Totals:</b>	<b>\$9,862</b>	<b>\$889,285</b>
Mortgage Interest	\$3,930	\$354,394
Property Taxes	\$1,717	\$154,861
Miscellaneous Owned Dwelling Costs	\$1,342	\$121,029
Rental Costs	\$2,304	\$207,748
Other Lodging	\$568	\$51,252

### Shelter (2019)

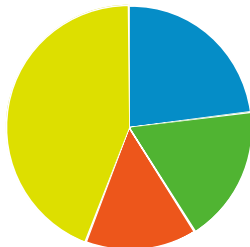
- Mortgage Interest
- Property Taxes
- Miscellaneous Owned Dwelling Costs
- Rental Costs
- Other Lodging



	\$ PER HOUSEHOLD	TOTAL \$000'S
<b>Totals:</b>	<b>\$10,479</b>	<b>\$982,507</b>
Mortgage Interest	\$4,222	\$395,872
Property Taxes	\$1,847	\$173,221
Miscellaneous Owned Dwelling Costs	\$1,433	\$134,363
Rental Costs	\$2,349	\$220,272
Other Lodging	\$626	\$58,778

### Household Operations (2014)

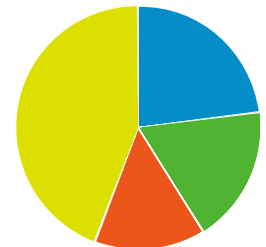
- Babysitting And Elderly Care
- Household Services
- Alimony And Child Support
- Household Supplies



	\$ PER HOUSEHOLD	TOTAL \$000'S
<b>Totals:</b>	<b>\$1,800</b>	<b>\$162,373</b>
Babysitting And Elderly Care	\$413	\$37,294
Household Services	\$326	\$29,437
Alimony And Child Support	\$265	\$23,917
Household Supplies	\$795	\$71,725

### Household Operations (2019)

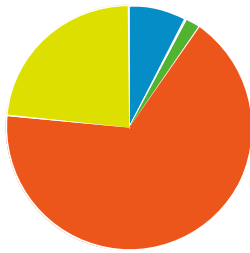
- Babysitting And Elderly Care
- Household Services
- Alimony And Child Support
- Household Supplies



	\$ PER HOUSEHOLD	TOTAL \$000'S
<b>Totals:</b>	<b>\$1,945</b>	<b>\$182,437</b>
Babysitting And Elderly Care	\$447	\$41,967
Household Services	\$352	\$33,003
Alimony And Child Support	\$286	\$26,895
Household Supplies	\$859	\$80,573

### Personal Care (2014)

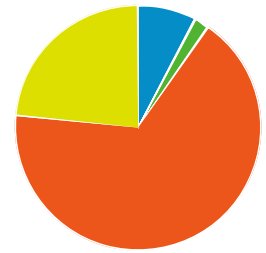
- Hair Care
- Electric Personal Care Appliances
- Personal Care Services
- Personal Care Products



	\$ PER HOUSEHOLD	TOTAL \$000'S
<b>Totals:</b>	<b>\$742</b>	<b>\$66,979</b>
Hair Care	\$57	\$5,211
Electric Personal Care Appliances	\$14	\$1,318
Personal Care Services	\$497	\$44,813
Personal Care Products	\$173	\$15,637

### Personal Care (2019)

- Hair Care
- Electric Personal Care Appliances
- Personal Care Services
- Personal Care Products



	\$ PER HOUSEHOLD	TOTAL \$000'S
<b>Totals:</b>	<b>\$785</b>	<b>\$73,620</b>
Hair Care	\$61	\$5,730
Electric Personal Care Appliances	\$15	\$1,451
Personal Care Services	\$525	\$49,248
Personal Care Products	\$183	\$17,191

### Utilities (2014)

- Natural Gas
- Electricity
- Fuel Oil And Other Fuels
- Telephone Service
- Other Utilities



	\$ PER HOUSEHOLD	TOTAL \$000'S
<b>Totals:</b>	<b>\$3,612</b>	<b>\$325,751</b>
Natural Gas	\$506	\$45,634
Electricity	\$1,321	\$119,182
Fuel Oil And Other Fuels	\$135	\$12,177
Telephone Service	\$1,232	\$111,104
Other Utilities	\$417	\$37,653

### Utilities (2019)

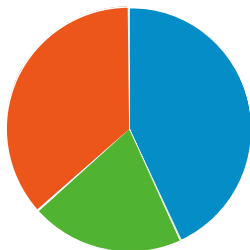
- Natural Gas
- Electricity
- Fuel Oil And Other Fuels
- Telephone Service
- Other Utilities



	\$ PER HOUSEHOLD	TOTAL \$000'S
<b>Totals:</b>	<b>\$3,771</b>	<b>\$353,569</b>
Natural Gas	\$529	\$49,677
Electricity	\$1,376	\$129,010
Fuel Oil And Other Fuels	\$141	\$13,247
Telephone Service	\$1,286	\$120,635
Other Utilities	\$437	\$41,001

### Reading (2014)

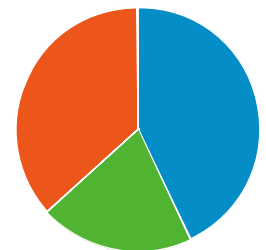
- Newspapers
- Magazines
- Books



	\$ PER HOUSEHOLD	TOTAL \$000'S
<b>Totals:</b>	<b>\$168</b>	<b>\$15,200</b>
Newspapers	\$72	\$6,521
Magazines	\$34	\$3,117
Books	\$61	\$5,563

### Reading (2019)

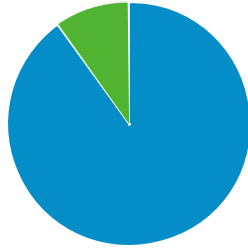
- Newspapers
- Magazines
- Books



	\$ PER HOUSEHOLD	TOTAL \$000'S
<b>Totals:</b>	<b>\$178</b>	<b>\$16,764</b>
Newspapers	\$76	\$7,196
Magazines	\$36	\$3,436
Books	\$65	\$6,132

### Tobacco (2014)

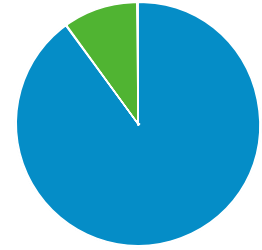
- Cigarettes
- Other Tobacco Products



	\$ PER HOUSEHOLD	TOTAL \$000'S
<b>Totals:</b>	<b>\$342</b>	<b>\$30,863</b>
<b>Cigarettes</b>	<b>\$308</b>	<b>\$27,774</b>
<b>Other Tobacco Products</b>	<b>\$34</b>	<b>\$3,089</b>

### Tobacco (2019)

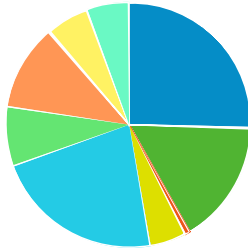
- Cigarettes
- Other Tobacco Products



	\$ PER HOUSEHOLD	TOTAL \$000'S
<b>Totals:</b>	<b>\$350</b>	<b>\$32,885</b>
<b>Cigarettes</b>	<b>\$315</b>	<b>\$29,592</b>
<b>Other Tobacco Products</b>	<b>\$35</b>	<b>\$3,293</b>

### Transportation (2014)

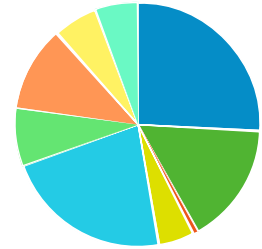
- New Vehicle Purchase
- Used Vehicle Purchase
- Motorcycles (New And Used)
- Vehicle Finance Charges
- Gasoline And Oil
- Vehicle Repair And Maintenance
- Vehicle Insurance
- Public Transportation
- Other Transportation Costs



	\$ PER HOUSEHOLD	TOTAL \$000'S
<b>Totals:</b>	<b>\$10,307</b>	<b>\$929,352</b>
<b>New Vehicle Purchase</b>	<b>\$2,633</b>	<b>\$237,489</b>
<b>Used Vehicle Purchase</b>	<b>\$1,675</b>	<b>\$151,097</b>
<b>Motorcycles (New And Used)</b>	<b>\$69</b>	<b>\$6,278</b>
<b>Vehicle Finance Charges</b>	<b>\$488</b>	<b>\$44,072</b>
<b>Gasoline And Oil</b>	<b>\$2,308</b>	<b>\$208,123</b>
<b>Vehicle Repair And Maintenance</b>	<b>\$800</b>	<b>\$72,198</b>
<b>Vehicle Insurance</b>	<b>\$1,171</b>	<b>\$105,607</b>
<b>Public Transportation</b>	<b>\$580</b>	<b>\$52,308</b>
<b>Other Transportation Costs</b>	<b>\$578</b>	<b>\$52,182</b>

### Transportation (2019)

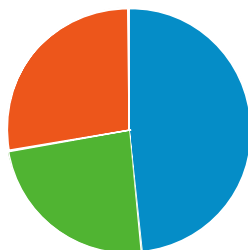
- New Vehicle Purchase
- Used Vehicle Purchase
- Motorcycles (New And Used)
- Vehicle Finance Charges
- Gasoline And Oil
- Vehicle Repair And Maintenance
- Vehicle Insurance
- Public Transportation
- Other Transportation Costs



	\$ PER HOUSEHOLD	TOTAL \$000'S
<b>Totals:</b>	<b>\$10,868</b>	<b>\$1,018,994</b>
<b>New Vehicle Purchase</b>	<b>\$2,815</b>	<b>\$263,948</b>
<b>Used Vehicle Purchase</b>	<b>\$1,737</b>	<b>\$162,927</b>
<b>Motorcycles (New And Used)</b>	<b>\$73</b>	<b>\$6,937</b>
<b>Vehicle Finance Charges</b>	<b>\$514</b>	<b>\$48,196</b>
<b>Gasoline And Oil</b>	<b>\$2,409</b>	<b>\$225,920</b>
<b>Vehicle Repair And Maintenance</b>	<b>\$842</b>	<b>\$78,947</b>
<b>Vehicle Insurance</b>	<b>\$1,227</b>	<b>\$115,099</b>
<b>Public Transportation</b>	<b>\$629</b>	<b>\$58,987</b>
<b>Other Transportation Costs</b>	<b>\$618</b>	<b>\$58,032</b>

### Health Care (2014)

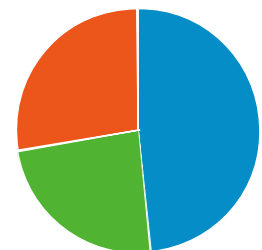
- Health Care Insurance
- Health Care Services
- Health Care Supplies And Equipment



	\$ PER HOUSEHOLD	TOTAL \$000'S
<b>Totals:</b>	<b>\$3,182</b>	<b>\$286,914</b>
<b>Health Care Insurance</b>	<b>\$1,538</b>	<b>\$138,708</b>
<b>Health Care Services</b>	<b>\$763</b>	<b>\$68,884</b>

### Health Care (2019)

- Health Care Insurance
- Health Care Services
- Health Care Supplies And Equipment



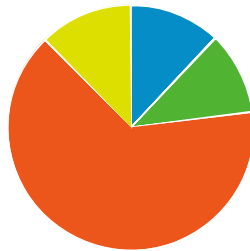
	\$ PER HOUSEHOLD	TOTAL \$000'S
<b>Totals:</b>	<b>\$3,327</b>	<b>\$311,983</b>
<b>Health Care Insurance</b>	<b>\$1,608</b>	<b>\$150,796</b>
<b>Health Care Services</b>	<b>\$798</b>	<b>\$74,879</b>

Health Care Supplies And Equipment	\$879	\$79,323
------------------------------------	-------	----------

Health Care Supplies And Equipment	\$920	\$86,308
------------------------------------	-------	----------

### Miscellaneous Expenses (2014)

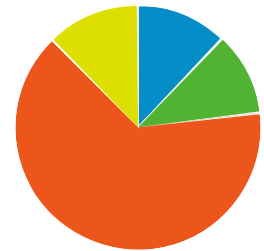
- Legal And Accounting
- Funeral And Cemetery
- Finance Charges Excluding Mortgage And Vehicle
- Other Miscellaneous Expenses



	\$ PER HOUSEHOLD	TOTAL \$000'S
Totals:	\$860	\$77,612
Legal And Accounting	\$103	\$9,373
Funeral And Cemetery	\$95	\$8,583
Finance Charges Excluding Mortgage And Vehicle	\$554	\$50,018
Other Miscellaneous Expenses	\$106	\$9,638

### Miscellaneous Expenses (2019)

- Legal And Accounting
- Funeral And Cemetery
- Finance Charges Excluding Mortgage And Vehicle
- Other Miscellaneous Expenses



	\$ PER HOUSEHOLD	TOTAL \$000'S
Totals:	\$905	\$84,869
Legal And Accounting	\$109	\$10,261
Funeral And Cemetery	\$100	\$9,435
Finance Charges Excluding Mortgage And Vehicle	\$582	\$54,638
Other Miscellaneous Expenses	\$112	\$10,534

### Personal Insurance (2014)

	\$ PER HOUSEHOLD	TOTAL \$000'S
	\$516	\$46,526

### Personal Insurance (2019)

	\$ PER HOUSEHOLD	TOTAL \$000'S
	\$558	\$52,401

### Contributions (2014)

	\$ PER HOUSEHOLD	TOTAL \$000'S
	\$1,865	\$168,216

### Contributions (2019)

	\$ PER HOUSEHOLD	TOTAL \$000'S
	\$2,040	\$191,315

### Retail Potential (2014)

	\$ PER HOUSEHOLD	TOTAL \$000'S
New Car Dealers	\$4,097	\$369,415
User Car Dealers	\$254	\$22,909
Recreational Vehicle Dealers	\$11	\$1,017
Motorcycle and Boat Dealers	\$188	\$17,035
Auto Parts and Accessories	\$540	\$48,704
Tire Dealers	\$247	\$22,296
Furniture Stores	\$488	\$44,076
Floor Covering Stores	\$129	\$11,707
Other Home Furnishing Stores	\$149	\$13,518
Appliances and Electronics Stores	\$890	\$80,325
Computer Stores	\$1,577	\$142,243
Camera and Photography Stores	\$67	\$6,080
Hardware Stores	\$205	\$18,518
Paint and Wallpaper Stores	\$18	\$1,630
Home Centers	\$521	\$47,022
Other Building Materials Stores	\$530	\$47,848
Outdoor Power Equipment Stores	\$17	\$1,572
Nursery and Garden Stores	\$140	\$12,657
Grocery Stores	\$5,876	\$529,886
Convenience Stores	\$281	\$25,416
Meat Markets	\$59	\$5,326
Fish and Seafood Markets	\$13	\$1,258
Fruit and Vegetable Markets	\$27	\$2,508
Other Specialty Food Markets	\$43	\$3,943

Source: Applied Geographic Solutions, 2014

Liquor Stores	\$166	\$15,035
Pharmacy and Drug Stores	\$1,288	\$116,182
Costmetics and Beauty Stores	\$55	\$5,025
Optical Goods Stores	\$124	\$11,223
Other Health and Personal Care Stores	\$103	\$9,356
Gasoline Stations with Convenience Stores	\$1,087	\$98,046
Gasoline Stations without Convenience Stores	\$180	\$16,275
Men's Clothing Stores	\$68	\$6,140
Women's Clothing Stores	\$223	\$20,132
Childrens' and Infant's Clothing Stores	\$115	\$10,392
Family Clothing Stores	\$441	\$39,768
Clothing Accessory Stores	\$23	\$2,096
Other Apparel Stores	\$55	\$4,995
Shoe Stores	\$140	\$12,700
Jewelry Stores	\$268	\$24,213
Luggage Stores	\$205	\$18,500
Sporting Goods Stores	\$203	\$18,307
Hobby, Toy, and Game Stores	\$57	\$5,214
Sewing and Needlecraft Stores	\$24	\$2,247
Musical Instrument Stores	\$36	\$3,250
Book Stores	\$322	\$29,116
Record, Tape, and CD Stores	\$90	\$8,152
Department Stores	\$3,073	\$277,163
Warehouse Superstores	\$1,218	\$109,896
Other General Merchandise Stores	\$360	\$32,466
Florists	\$29	\$2,689
Office and Stationary Stores	\$281	\$25,410
Gift and Souvenir Stores	\$96	\$8,691
Used Merchandise Stores	\$63	\$5,712
Pet and Pet Supply Stores	\$62	\$5,651
Art Dealers	\$12	\$1,109
Mobile Home Dealers	\$0	\$76
Other Miscellaneous Retail Stores	\$142	\$12,854
Mail Order and Catalog Stores	\$2,195	\$197,956
Vending Machines	\$88	\$7,970
Fuel Dealers	\$748	\$67,502
Other Direct Selling Establishments	\$190	\$17,166
Hotels and Other Travel Accomodations	\$150	\$13,534
RV Parks	\$2	\$208
Rooming and Boarding Houses	\$1	\$91
Full Service Restaurants	\$1,008	\$90,891
Limited Service Restaurants	\$995	\$89,776
Special Food Services and Catering	\$167	\$15,092
Drinking Places	\$93	\$8,389